



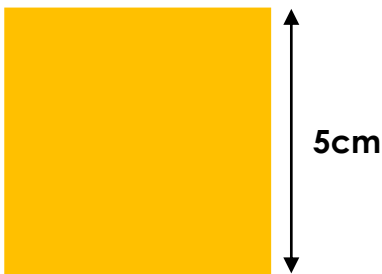
Your friend has invited you to play on a live stream computer game where you can split the screen and compare activity.

The aim of the game is to gain points through creative use of shapes.

PRESS START

LEVEL ONE

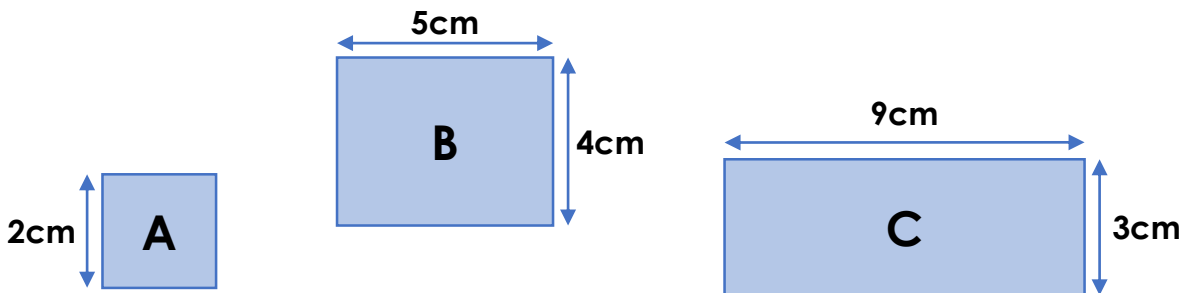
1. Your friend has created this square and gains 1 point per cm in the perimeter. What's the score to beat?



2. You are given a rectangle with one short side set at 3cm. How long will you need to make the long side to beat your friend's score?

LEVEL TWO

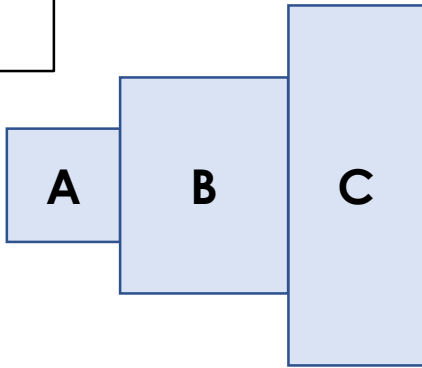
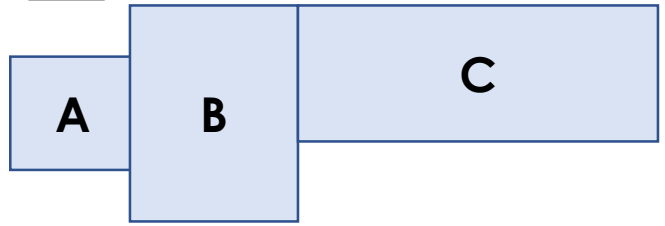
Next up is compound shapes. This is trickier as you are both given the same shapes.



not to scale

Reasoning and Problem Solving
Perimeter and Area Consolidation – Year 5

3. Which configuration will give you the largest perimeter and win you the most points?
Tick a box to show your choice.

☐☐

not to scale

To level up, use the measurements to calculate the perimeter of your chosen shape.

LEVEL UP!!!

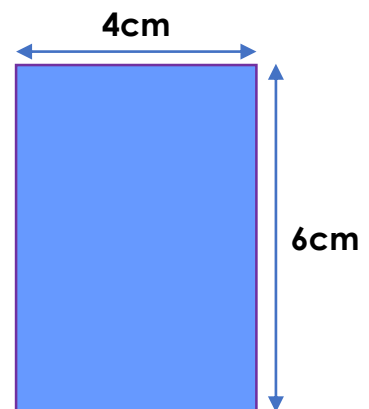
LEVEL THREE

You've reached the penultimate level! The rules change, and area is your next challenge.

4. Below is the split screen with you on the left. Tick who has won.

☐

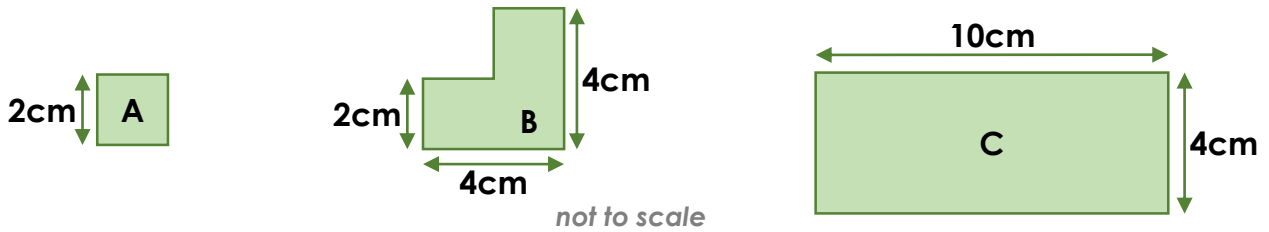
not to scale

☐

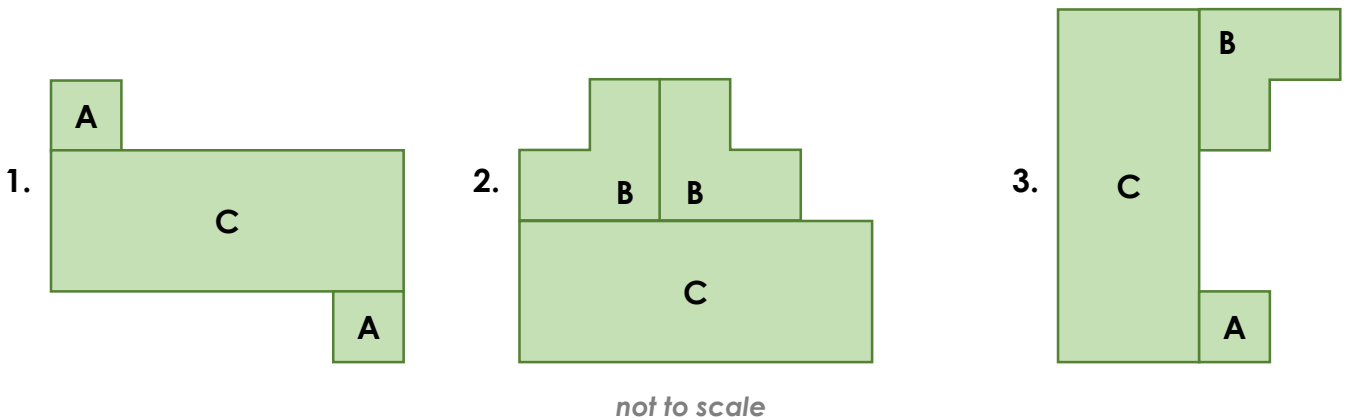
What was the winning score?

LEVEL FOUR

It's down to the final task: area of compound shapes!
You have been given the following shapes:



5. You can use a maximum of three shapes.
Which configuration below will give you the highest score?



Area of 1 =

Area of 2 =

Area of 3 =

Highest Score =



You did it! Master of perimeter and area... who will YOU challenge next?